

Congratulations on your purchase of the Andrea Communications EDU-175 Headphone!

The Andrea EDU-175 Headphone is a rugged headphone with an 8 ft cable, includes an in-line volume control and features plush leatherette ear cushions that are easy to wipe clean.

Connecting the EDU-175:

To connect the Andrea EDU-175 Headphone to your computer, tablet or smartphone.

1. Plug the green speaker jack (indicated by a sound icon) into the "speaker" or shared audio port of your device.

Compatibility:

The EDU-175 is compatible with most major sound cards, computers, laptops, tables and smartphones.

HEADPHONE INSTRUCTIONS

1. Fit the adjustable headband over your head to secure the headphone with the speakers resting comfortably around your ears.

TROUBLESHOOTING

If you encounter the following problems:

No sound from headphone ear piece while audio plays from your device.

- A. Check all connections.
- B. Consult your sound card instruction booklet.
- C. Check output volume level adjustment in software.
- D. Check that the volume is turned up on the in-line volume control.

NOTES:



**EDU-175
HEADPHONE**

TECHNICAL SERVICE

We hope that you enjoy your Andrea EDU-175 Headphone. If you have additional questions, please visit our website at: www.andreacommunications.com/support or call Andrea Communications Technical Service team at 1-800-442-7787 (USA & Canada) for assistance.

WARRANTY INFORMATION

Please visit our website at: www.andreacommunications.com/warranty for all warranty information.

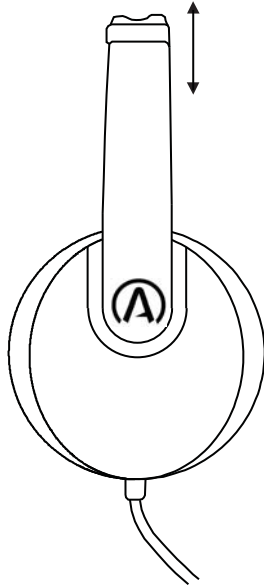
C46-5472 Rev C

Package includes:
One (1) EDU-175 Headphone,
and
One (1) EDU-175 Headphone Publication

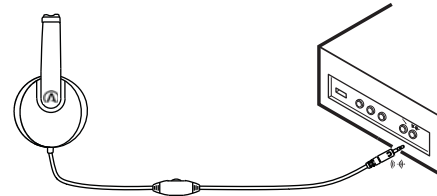




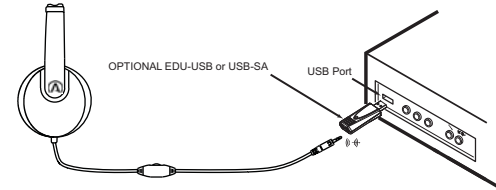
ADJUSTABLE HEADBAND



STANDARD SET-UP

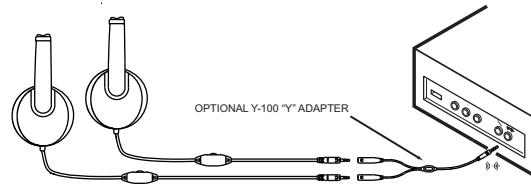


USB CONNECTION WITH EDU-USB or USB-SA (OPTIONAL)



Visit www.andreacomunications.com or call 1-800-442-7787 U.S.A./Canada to order an EDU-USB or USB-SA Adapter.

CONNECTING TWO EDU-175 HEADPHONES



Visit www.andreacomunications.com or call 1-800-442-7787 U.S.A./Canada to order a Y-100 Adapter.