

Congratulations on your purchase of the Andrea PC Headset NC-181VM!

The Andrea PC Noise Canceling Headset NC-181VM features, state-of-the-art, Noise Canceling microphone technology that removes background noise and echo speaker feedback for optimal voice recognition. Users receive:

- Andrea microphone technology in a high-fidelity, headset that can be easily folded flat for convenient storage
- Quality metal flex boom keeps microphone accurately positioned in place
- Increased speed and accuracy of PC speech-driven applications
- Cable module with earphone volume control and microphone on/off mute switch.

Connecting the NC-181VM

To connect the Andrea PC Headset NC-181VM to your computer's sound card:

1. Plug the pink microphone jack (indicated by a microphone icon) into the "mic in" port.
2. Plug the green speaker jack (indicated by a sound icon) into the "speaker" port.

COMPATIBILITY

The NC-181VM is compatible with most major sound cards, computers and laptops.

C46-5431 Rev B

HEADSET INSTRUCTIONS

1. Fit the adjustable headband over your head to secure the headset with the speaker resting comfortably around your ear and the temple pad about one to two inches over the other ear. Note: The microphone boom can rotate to adapt to either the right or left side of your head.
2. Adjust the microphone boom so that the microphone is approximately 3/4" in front of your mouth, making sure that you are talking into the voice side of the microphone, indicated by the white dot.

TROUBLESHOOTING

If you encounter the following problems:

No sound from headset ear piece while an audio CD plays from computer.

- A. Check all connections.
- B. Consult your sound card instruction booklet
- C. Check output volume level adjustment in software and on the cable module.

Microphone does not record sound when using a voice-recording application.

- A. Check all connections.
- B. Bring the microphone closer to your mouth.
- C. Check input control for proper level in software.
- D. Check that microphone is not muted on cable module or in the PC's microphone audio panel.

TECHNICAL SERVICE

We hope that you enjoy your Andrea NC-181VM Headset. If you have additional questions, please visit our website at: www.andreacommunications.com/support or call Andrea Communication's Technical Service team at 1-800-442-7787 (USA & Canada) for assistance.

WARRANTY INFORMATION

Please visit our website at:
www.andreacommunications.com/warranty



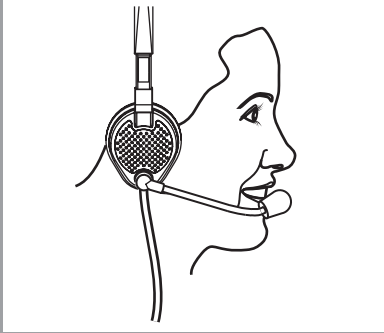
NC-181VM Headset

Package includes: One (1) NC-181VM Headset,
and
One (1) NC-181VM Headset Publication.

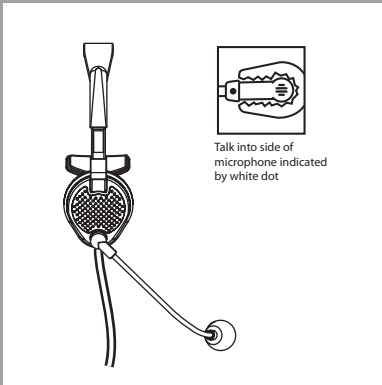
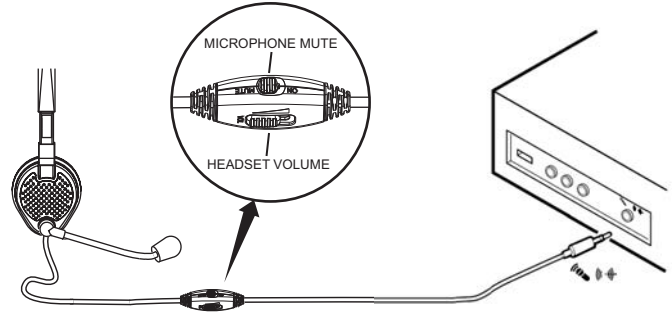




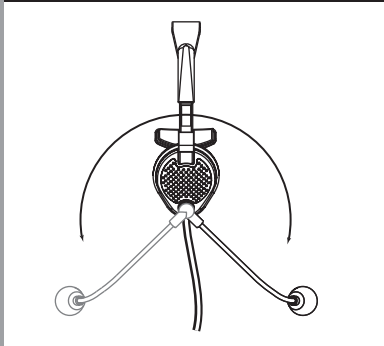
**POSITION MICROPHONE 3/4" (20 MM)
FROM MOUTH**



STANDARD SET-UP



**HEADSET ADJUSTABLE FOR USE
ON RIGHT/LEFT EAR**



Visit www.andreacommunications.com
to see our complete product line or call
1-800-442-7787 USA / Canada