

Congratulations on your purchase of the Andrea Anti-Noise® PC Headset NC-185VM!

The Andrea Anti-Noise® PC Noise Canceling Headset NC-185VM features, state-of-the-art, Noise Canceling microphone technology that removes background noise and echo speaker feedback for optimal voice recognition. Users receive:

- Andrea Anti-Noise® microphone technology in a high-fidelity, headset that can be easily folded flat for convenient storage
- Quality metal flex boom keeps microphone accurately positioned in place
- Increased speed and accuracy of PC speech-driven applications
- Cable module with earphone volume control and microphone on/off mute switch.

Connecting the NC-185VM

To connect the Andrea Anti-Noise® PC Headset NC-185VM to your computer's sound card

1. Plug the pink microphone jack (indicated by a microphone icon) into the "mic in" port.
2. Plug the green speaker jack (indicated by a sound icon) into the "speaker" port.

COMPATIBILITY

The NC-185VM is compatible with most major sound cards, computers and laptops.

C46-5434 Rev D

Package includes: One (1) NC-185VM Headset,
and
One (1) NC-185VM Headset Publication

HEADSET INSTRUCTIONS

1. Fit the adjustable headband over your head to secure the headset with the speakers resting comfortably around your ears.
2. Adjust the microphone boom so that the microphone is approximately 3/4" in front of your mouth, making sure that you are talking into the voice side of the microphone, indicated by the white dot.

TROUBLESHOOTING

If you encounter the following problems:

No sound from headset ear piece while an audio CD plays from computer.

- A. Check all connections.
- B. Consult your sound card instruction booklet
- C. Check output volume level adjustment in software and on cable module.

Microphone does not record sound when using a voice-recording application.

- A. Check all connections.
- B. Bring the microphone closer to your mouth.
- C. Check input control for proper level in software.
- D. Check that microphone is not muted on cable module or in the PCs microphone audio panel.



**NC-185VM
HEADSET**

TECHNICAL SERVICE

We hope that you enjoy your Andrea NC-185VM Headset. If you have additional questions, please visit our website at: www.andreacommunications.com/support or call Andrea Communications Technical Service team at 1-800-442-7787 (USA & Canada) for assistance.

WARRANTY INFORMATION

Please visit our website at:
www.andreacommunications.com/warranty

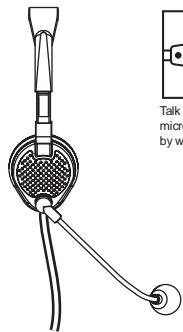
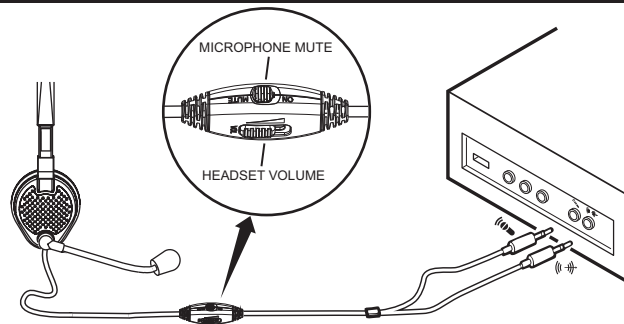




**POSITION MICROPHONE 3/4" (20 MM)
FROM MOUTH**

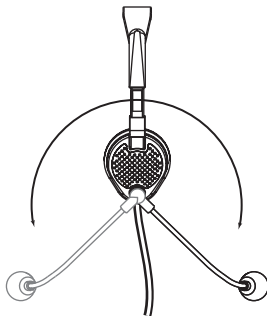


STANDARD SET-UP

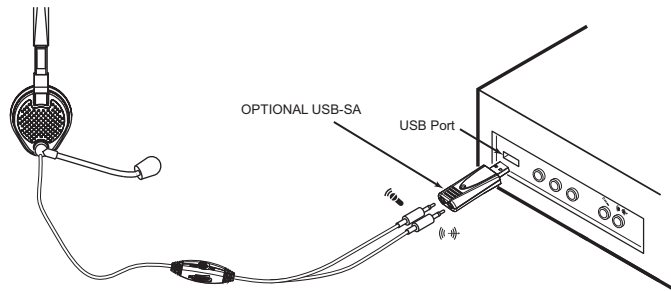


Talk into side of
microphone indicated
by white dot

**HEADSET ADJUSTABLE FOR USE
ON RIGHT/LEFT EAR**



USB CONNECTION WITH USB-SA (OPTIONAL)



Visit www.andreacomunications.com or call 1-800-442-7787 in U.S.A./Canada to order a USB-SA Adapter.