

## Congratulations on your purchase of the Andrea PC Stereo Headset ANC-750!

The Andrea Anti-Noise® PC Stereo Headset ANC-750 features state-of-the-art, Noise Canceling microphone technology that removes background noise and echo speaker feedback for optimal voice recognition. Users receive:

- Andrea active noise cancelling microphone technology in a high-fidelity headset that can be easily folded flat for convenient storage.
- On/Off microphone mute switch that allows for conversations that do not disrupt computer telephony and Speech-Driven PC applications during operation.
- A flexible boom microphone that can be rotated left to right for use on either ear.
- Increased speed and accuracy of PC speech-driven applications.

### CONNECTING THE ANC-750

To connect the Andrea PC Stereo Headset ANC-750 to your computer's sound card:

1. Plug the pink microphone jack (indicated by a microphone icon) into the "mic in" port.
2. Plug the green speaker jack (indicated by a sound icon) into the "speaker" port.

### COMPATIBILITY

The Andrea PC Stereo Headset ANC-750 is compatible with most major sound cards, computers and laptops.

C46-5228-2 Rev C

### HEADSET INSTRUCTIONS

1. Fit the adjustable headband over your head to secure the headset with the speakers resting comfortably around your ears.  
Note: The microphone boom can rotate to adapt to either the right or left side of your head.
2. Adjust the microphone boom so that the microphone is approximately 3/4" in front of your mouth, making sure that you are talking into the voice side of the microphone, indicated by the white dot.
3. Attach the line cord clip about two feet from your ear (near waist level) to your clothing for easy mobility.
4. Set the switch on the rectangular box located on the line cord to "ON".

### TROUBLESHOOTING

If you encounter the following problems:

No sound from headset ear piece while an audio CD plays from computer.

- A. Check all connections.
- B. Consult your sound card instruction booklet.
- C. Check output volume level adjustment in software.

Microphone does not record sound when using a voice-recording application.

- A. Check all connections.
- B. Bring the microphone closer to your mouth.
- C. Check input control for proper level in software.
- D. Check that the microphone is not muted in the PC's microphone audio panel.

### TECHNICAL SERVICE

We hope that you enjoy your Andrea ANC-750 Headset. If you have additional questions, please visit our website at: [www.andreacomunications.com/support](http://www.andreacomunications.com/support) or call Andrea Communication's Technical Service team at 1-800-442-7787 (USA & Canada) for assistance.

### WARRANTY INFORMATION

Please visit our website at: [www.andreacomunications.com/warranty](http://www.andreacomunications.com/warranty) for all warranty information.



## PC STEREO HEADSET ANC-750

Package includes: One (1) ANC-750 Headset,  
and  
One (1) ANC-750L Headset Publication.

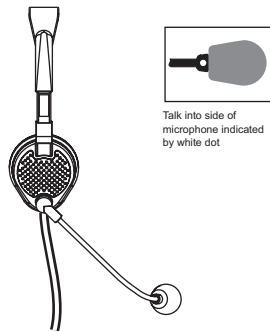
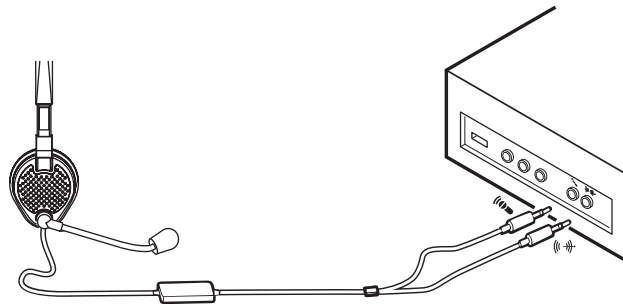




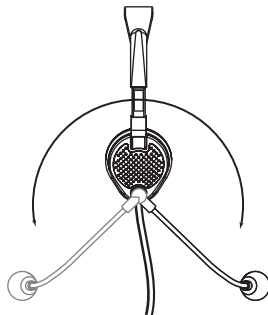
### POSITION MICROPHONE 3/4" (20 MM) FROM MOUTH



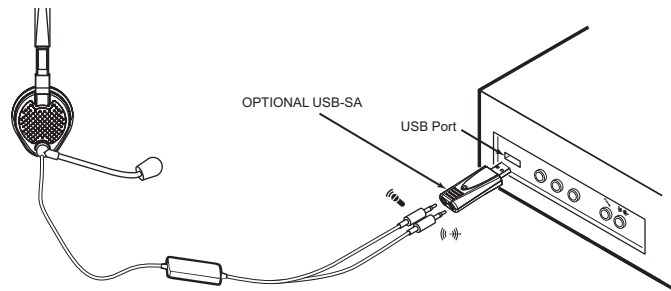
### CONNECTING THE ANC-750 TO YOUR COMPUTER - STANDARD SET-UP



### HEADSET ADJUSTABLE FOR USE ON RIGHT/LEFT EAR



### USB CONNECTION WITH USB-SA (OPTIONAL)



Visit [www.andreacommunications.com](http://www.andreacommunications.com) or call 1-800-442-7787 U.S.A./Canada to order a USB-SA Adapter.