

Congratulations on your purchase of the Andrea Anti-Noise® PC Headphone NC-125!

The Andrea Anti-Noise® PC Noise Canceling Headphone NC-125 features, state-of-the-art, Noise Canceling microphone technology that removes background noise and echo speaker feedback for optimal voice recognition. Users receive:

- Andrea Anti-Noise® microphone technology in a high-fidelity, headset that can be easily folded flat for convenient storage
- Quality soft-flex wire boom keeps microphone accurately positioned in place
- Enhanced speed and accuracy of PC speech-driven applications

Connecting the NC-125
To connect the Andrea Noise Canceling PC Headphone NC-125 to your computer's sound card:

1. Plug the pink microphone jack (indicated by a microphone icon) into the "mic in" port.
2. Plug the green speaker jack (indicated by a sound icon) into the "speaker" port.

COMPATIBILITY

The NC-125 is compatible with most major sound cards, computers and laptops.

C46-5442 Rev -

HEADSET INSTRUCTIONS

1. Fit the adjustable headband over your head to secure the headset with the speaker resting comfortably around your ear and the temple pad about one to two inches over the other ear. Note: The microphone boom can rotate to adapt to either the right or left side of your head.
2. Adjust the microphone boom so that the microphone is approximately 3/4" in front of your mouth, making sure that you are talking into the voice side of the microphone, indicated by the white dot.

TROUBLESHOOTING

If you encounter the following problems:

No sound from headset ear piece while an audio CD plays from computer.

- A. Check all connections.
- B. Consult your sound card instruction booklet
- C. Check output volume level adjustment in software.

Microphone does not record sound when using a voice-recording application.

- A. Check all connections.
- B. Bring the microphone closer to your mouth.
- C. Check input control for proper level in software.
- D. Check that microphone is not muted in the PC's microphone audio panel.

Visit www.andreelectronics.com to enhance your analog headset with Andrea's PureAudio USB-SA Digital Audio Adapter. With the adapter, you will receive Andrea Electronic's AudioCommander® and PureAudio® state-of-the-art software which includes:

AudioCommander®

- A virtual dashboard to audio features and functions.
- 10-band graphic equalizer with built-in presets.
- Microphone volume control with audio enhancements.
- Basic voice recorder.
- Microsoft XP and Vista compatible.

PureAudio®

- Patented noise reduction speech enhancement algorithm.
- Designed for hi-fidelity sound quality and compatible with speech recognition software.
- Reduces repetitive background noise on both acoustic and electronic system noise.
- Can be utilized on microphone output and received earphone audio.

TECHNICAL SERVICE

We hope that you enjoy your Andrea NC-125 Headphones. If you have additional questions, please visit our website at: www.AndreaElectronics.com/faq/Analog_Headsets.htm or call Andrea Electronics Corporation's Technical Service team at 1-800-707-5779 (USA & Canada) for assistance.

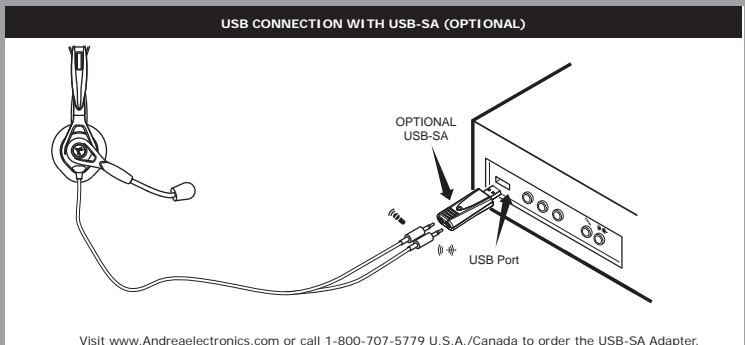
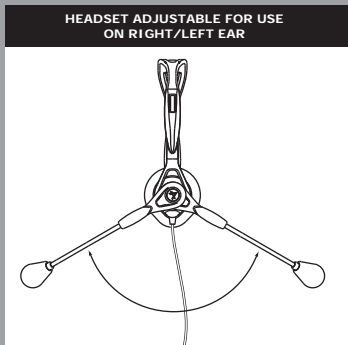
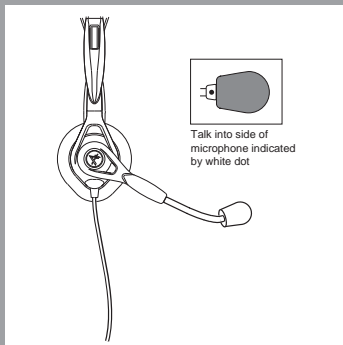
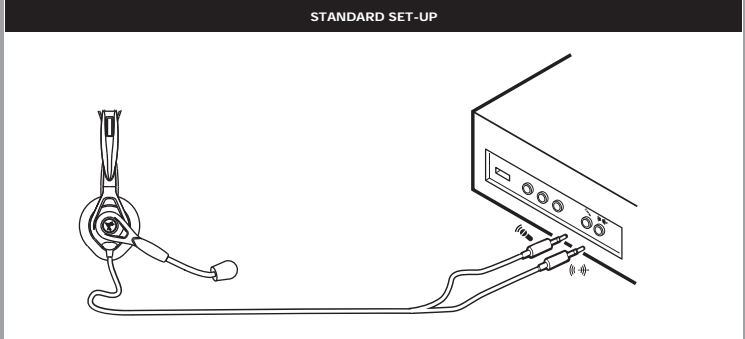
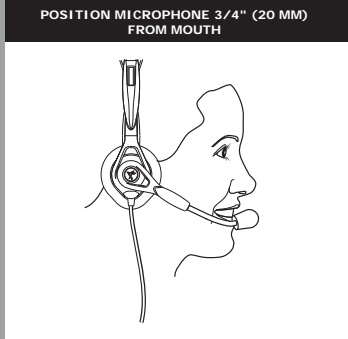

WARRANTY INFORMATION

Please visit our website at: www.AndreaElectronics.com/warranty.htm for all warranty information.



NC-125 HEADPHONES

Package includes: One (1) NC-125 Headphone, and One (1) NC-125 Headphone Publication.



Visit www.Andreelectronics.com or call 1-800-707-5779 U.S.A./Canada to order the USB-SA Adapter.