

Congratulations on your purchase of the Andrea NC-185VM USB Stereo Headset!

This product features state-of-the-art, noise canceling microphone technology that removes background noise and speaker noise for optimal intelligibility. Users receive:

- Andrea microphone technology in a high-fidelity headset that can be easily folded flat for convenient storage
- A quality metal flex boom which keeps the microphone accurately positioned in place
- Increased speed and accuracy of PC speech-driven applications
- Cable module with earphone volume control and microphone on/off mute switch.

CONNECTING THE HEADSET TO YOUR COMPUTER:

1. Plug the headset USB connector into a USB slot on your computer.
2. Fit the adjustable headband over your head to secure the headset with the speaker resting comfortably on your ear and the temple pad about one to two inches over the other ear. Note: The microphone boom can rotate to adapt to either the right or left side of your head.
3. Adjust the microphone boom so that the microphone is approximately 3/4" in front of your mouth, making sure that you are talking into the voice side of the microphone, indicated by the white dot.

TROUBLESHOOTING

No sound from headset ear phone while an audio CD plays from computer.

- A. Check all connections.
- B. Check sound and audio device's properties that Andrea USB audio device is selected.
- C. Check output volume level adjustment in software and on cable module.

Microphone does not record sound when using a voice-recording application.

- A. Check all connections.
- B. Check sound and audio device's properties that Andrea USB audio device is selected.
- C. Bring the microphone closer to your mouth.
- D. Check input control for proper level in software.
- E. Check that microphone is not muted on cable module or in the PC's microphone audio panel.

TECHNICAL SERVICE

We hope that you enjoy your Andrea NC-185VM USB Headset. If you have additional questions, please visit our website at: www.andreacommunications.com/support or call Andrea Communications Technical Service team at 1-800-442-7787 (USA & Canada) for assistance.

Enhance your Andrea Communications USB Headset with a download of patented audio enhancement software PureAudio™ Voice Solutions from our partner Andrea Electronics Corporation:
<http://www.andreelectronics.com/acl/audiocommander>

FEATURES INCLUDE:

AudioCommander®

- A virtual dashboard to audio features and functions.
- 10-band graphic equalizer with built-in presets.
- Microphone volume control with audio enhancements.
- Basic voice recorder.
- Software compatible with: Windows XP, Vista and Windows 7 and 8 operating systems.

PureAudio®

- Patented noise reduction speech enhancement algorithm.
- Designed for hi-fidelity sound quality and compatible with speech recognition software.
- Reduces repetitive background noise on both acoustic and electronic system noise.
- Can be utilized on microphone output and received earphone audio.
- Software compatible with: Mac OSX, Windows XP, Vista and Windows 7 and 8 operating systems.



NC-185VM USB
STEREO HEADSET

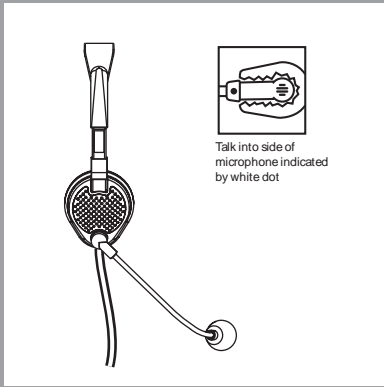
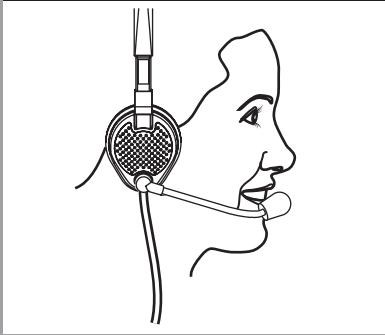
WARRANTY INFORMATION

Please visit our website at:
www.andreacommunications.com/warranty
for all warranty information.

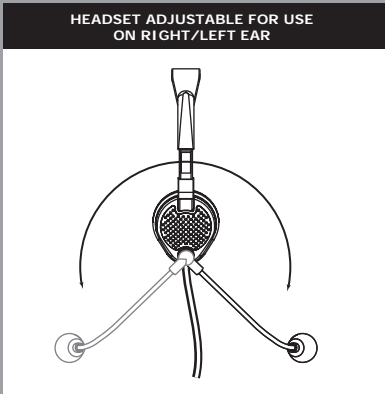




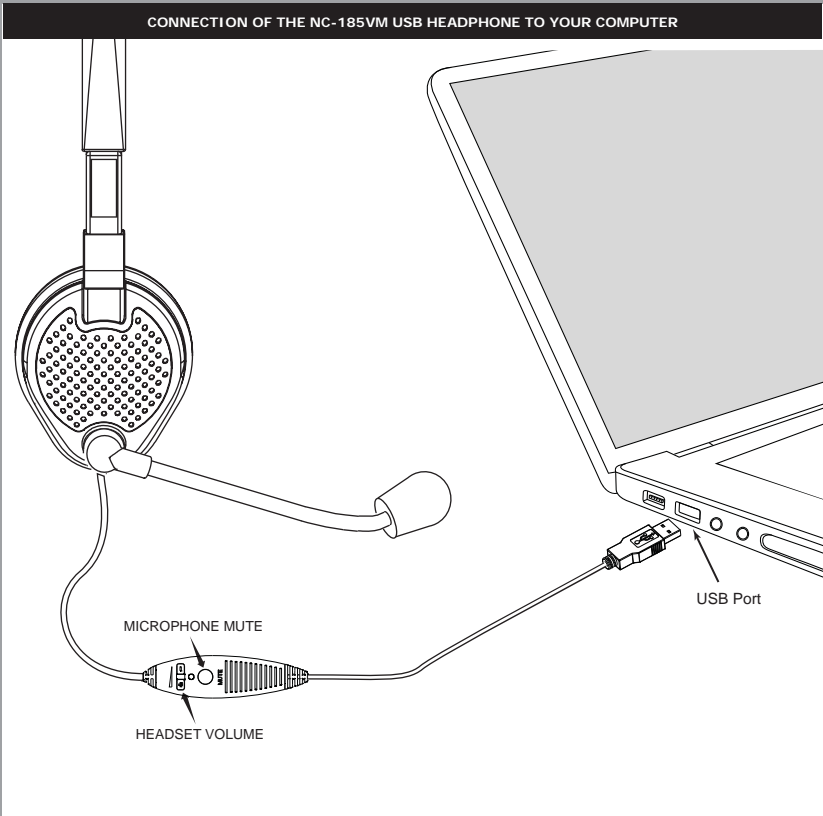
**POSITION MICROPHONE 3/4" (20 MM)
FROM MOUTH**



Talk into side of
microphone indicated
by white dot



**HEADSET ADJUSTABLE FOR USE
ON RIGHT/LEFT EAR**



CONNECTION OF THE NC-185VM USB HEADPHONE TO YOUR COMPUTER

USB Port

MICROPHONE MUTE

HEADSET VOLUME