

Congratulations on your purchase of the Andrea Anti-Noise® PC Headphone NC-250V!

The Andrea Anti-Noise® PC Noise Canceling Headphone NC-250V features, state-of-the-art, Noise Canceling microphone technology that removes background noise and echo speaker feedback for optimal voice recognition. Users receive:

- Andrea Anti-Noise® microphone technology in a high-fidelity, headset that can be easily folded for convenient storage
- Quality metal flex boom keeps microphone accurately positioned in place
- Increased speed and accuracy of PC speech-driven applications
- Cable module with earphone volume control.

Connecting the NC-250V
To connect the Andrea Anti-Noise® PC Headphone NC-250V to your computer's sound card

1. Plug the pink microphone jack (indicated by a microphone icon) into the "mic in" port.
2. Plug the green speaker jack (indicated by a sound icon) into the "speaker" port.

COMPATIBILITY
The NC-250V is compatible with most major sound cards, computers and laptops.

HEADSET INSTRUCTIONS

1. Fit the adjustable headband over your head to secure the headset with the speakers resting comfortably around your ears.
2. Adjust the microphone boom so that the microphone is approximately 3/4" in front of your mouth, making sure that you are talking into the voice side of the microphone, indicated by the white dot.

TROUBLESHOOTING

If you encounter the following problems:

No sound from headset ear piece while an audio CD plays from computer.

- A. Check all connections.
- B. Consult your sound card instruction booklet
- C. Check output volume level adjustment in software and on cable module.

Microphone does not record sound when using a voice-recording application.

- A. Check all connections.
- B. Bring the microphone closer to your mouth.
- C. Check input control for proper level in software.
- D. Check that microphone is not muted in the PC's microphone audio panel.

Visit www.andraelectronics.com to enhance your analog headset with Andrea's PureAudio USB-SA Digital Audio Adapter. With the adapter, you will receive Andrea Electronic's AudioCommander® and PureAudio® state-of-the-art software which includes:

AudioCommander®

- A virtual dashboard to audio features and functions.
 - 10-band graphic equalizer with built-in presets.
 - Microphone volume control with audio enhancements.
 - Basic voice recorder.
 - Microsoft XP and Vista compatible.
- PureAudio®
- Patented noise reduction speech enhancement algorithm.
 - Designed for hi-fidelity sound quality and compatible with speech recognition software.
 - Reduces repetitive background noise on both acoustic and electronic system noise.
 - Can be utilized on microphone output and received earphone audio.

TECHNICAL SERVICE

We hope that you enjoy your Andrea NC-250V Headphones. If you have additional questions, please visit our website at: www.AndreaElectronics.com/faq/Analog_Headsets.htm or call Andrea Electronics Corporation's Technical Service team at 1-800-707-5779 (USA & Canada) for assistance.

WARRANTY INFORMATION


Please visit our website at: www.AndreaElectronics.com/warranty.htm for all warranty information.




NC-250V HEADPHONES

C46-5452

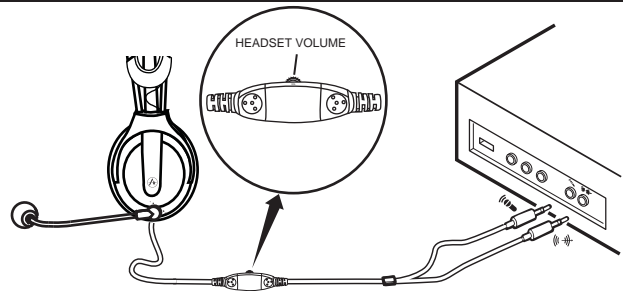
Package includes: One (1) NC-250V Headset, and One (1) NC-250V Headset Publication



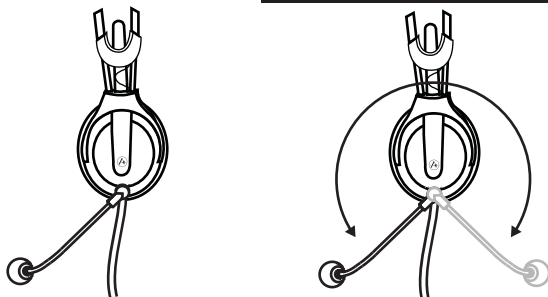
POSITION MICROPHONE 3/4" (20 MM) FROM MOUTH



STANDARD SET-UP

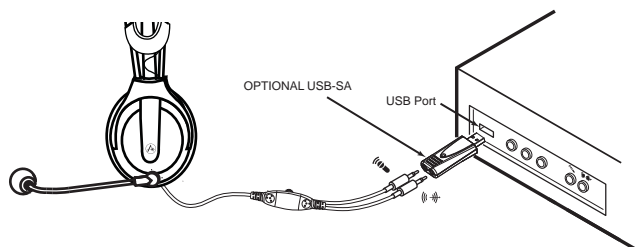


ADJUSTABLE MICROPHONE BOOM



Talk into side of microphone indicated by white dot

USB CONNECTION WITH USB-SA (OPTIONAL)



Visit www.Andraelectronics.com or call 1-800-707-5779 U.S.A./Canada to order a USB-SA Adapter.